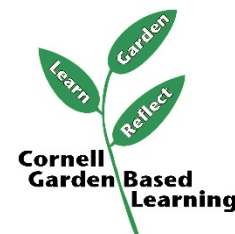


## Cornell Cooperative Extension Cornell Garden-Based Learning

### Moodle Tutorial


**How to Upload Documents and Journals:** For this tutorial, learn how to submit a **Journal entry** or other assignment that requires uploading a document by following these steps.





## Step two:

When you are ready to submit your assignment, click on “Add submission” as shown to the right.

 **Journal Entry #1**

**Journal Entry #1**

This is a required assignment, which you will draft in a Word Document and upload it here in Moodle before the due date. The purpose of each learning journal is for you to reflect on something you have learned, and the connections you make to your gardening practice. Only you and the instructor will see your Journal Entries. This week, answer the questions below and share anything that will help your instructor get to know you, and what you wish to achieve by taking this course.

**For this Journal entry, please answer the following:**

- What kind of gardening do you prefer? Growing ornamentals (flowers, perennials, annuals, landscape plants), food (herbs, fruits, vegetables), indoor plants, or all of the above?
- What (or who) inspired you to register for this course? What do you hope to learn?
- Is there anything else you would like your instructor to know about you?

**Type up your Journal Entry on a Word Document and upload it below. Please label each Journal Entry as follows:**

Name \_\_\_\_\_

Journal Entry # \_\_\_\_\_

Date \_\_\_\_\_


**Due date: Upload on or before midnight Sunday, February 24, 2019 EST**

**Please note:** Journal entries are a self-reflective learning activity, not a sounding board! Any questions or concerns, please contact the course facilitator via email at [dmc72@cornell.edu](mailto:dmc72@cornell.edu) or Moodle message.

**Submission status**

|                     |                                     |
|---------------------|-------------------------------------|
| Attempt number      | This is attempt 1.                  |
| Submission status   | No attempt                          |
| Grading status      | Not graded                          |
| Last modified       | Tuesday, 19 February 2019, 10:50 AM |
| Submission comments | <a href="#">Comments (0)</a>        |

[Add submission](#)

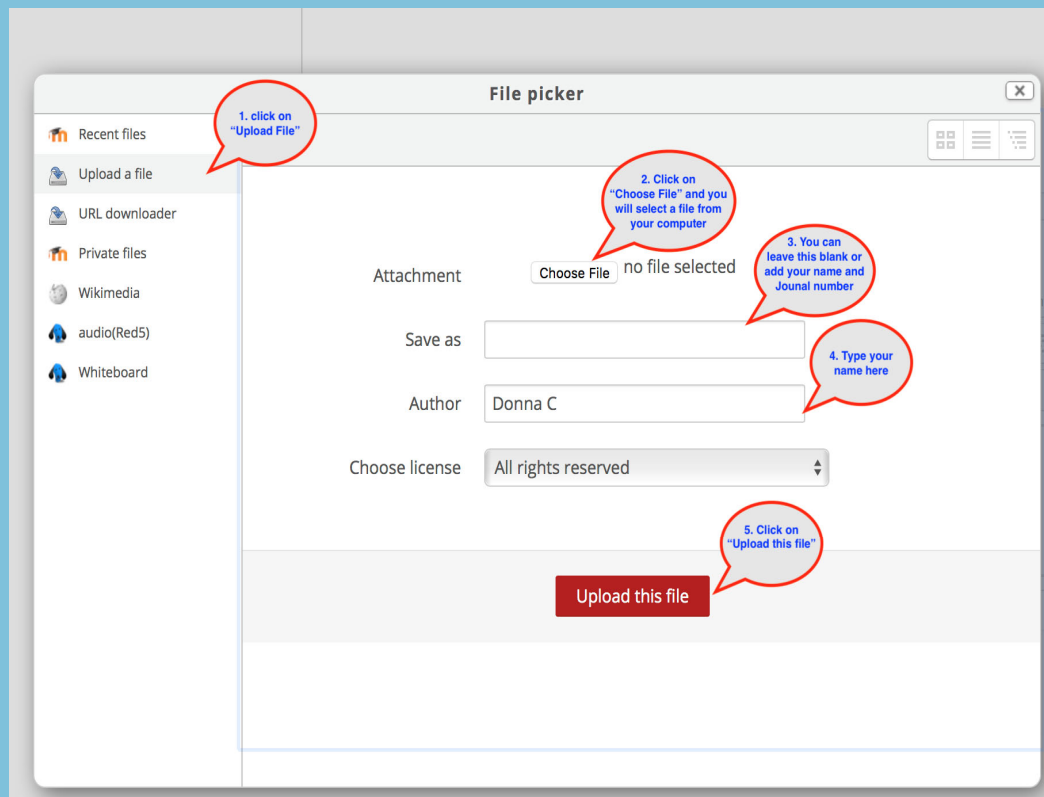
Make changes to your submission 

*Click on "Add submission"*



### Step four:

To upload a Word or Pages document (a file saved on your computer), follow these steps shown to the right.



## Step five

This shows your file uploaded correctly.

Name  
Journal Entry #\_\_\_\_  
Date

**Due date: Upload on or before midnight Sunday, February 24, 2019 EST**

**Please note:** Journal entries are a self-reflective learning activity, not a sounding board! Any questions or concerns, please contact the course facilitator via email at [dmc72@cornell.edu](mailto:dmc72@cornell.edu) or Moodle message.

Online text

Paragraph B I [List icons] [Link icon] [Image icon] [Table icon] [Media icon]

Path: p

File submissions Maximum size for new files: 50MB, maximum attachments: 6

Files

Your document will show here

Whats Wrong with this

Save changes

Cancel

## Step six

This is the last step before your final submission, to be sure you are ready to do so.

Type up your Journal Entry on a Word Document and upload it below. Please label each Journal Entry as follows:

Name


Journal Entry # \_\_\_\_

Date

**Due date: Upload on or before midnight Sunday, February 24, 2019 EST**

**Please note:** Journal entries are a self-reflective learning activity, not a sounding board! Any questions or concerns, please contact the course facilitator via email at [dmc72@cornell.edu](mailto:dmc72@cornell.edu) or Moodle message.

### Submission status

|                     |   |
|---------------------|---|
| Attempt number      | This is attempt 1.  |
| Submission status   | Draft (not submitted)   |
| Grading status      | Not graded  |
| Last modified       | Tuesday, 26 February 2019, 3:19 PM  |
| File submissions    |  <a href="#">Whats Wrong with this Picture?...</a> |
| Submission comments | <a href="#">Comments (0)</a>  |

Not submitted yet

open this section if you want to add a comment (optional)

Edit submission

Go back and edit if needed

Make changes to your submission

Submit assignment

Submit when you are ready to

Once this assignment is submitted you will not be able to make any more changes.



## Step seven

### Almost done!

February > Journal Entry #1

### Submit assignment

Acknowledge that this is your own work

\*

This assignment is my own work, except where I have acknowledged the use of the works of other people.

Are you sure you want to submit your work for grading? You will not be able to make any more changes.

click when you are ready for final submission

Continue

Cancel

There are required fields in this form marked \*.



## Step eight

This shows your file uploaded correctly and is now submitted for grading.

### For this Journal entry, please answer the following:

- What kind of gardening do you prefer? Growing ornamentals (flowers, perennials, annuals, landscape plants), food (herbs, fruits, vegetables), indoor plants, or all of the above?
- What (or who) inspired you to register for this course? What do you hope to learn?
- Is there anything else you would like your instructor to know about you?

**Type up your Journal Entry on a Word Document and upload it below. Please label each Journal Entry as follows:**

Name


Journal Entry # \_\_\_\_

Date

**Due date: Upload on or before midnight Sunday, February 24, 2019 EST**

**Please note:** Journal entries are a self-reflective learning activity, not a sounding board! Any questions or concerns, please contact the course facilitator via email at [dmc72@cornell.edu](mailto:dmc72@cornell.edu) or Moodle message.

### Submission status

|                     |   |
|---------------------|---|
| Attempt number      | This is attempt 1.  |
| Submission status   | Submitted for grading   |
| Grading status      | Not graded  |
| Last modified       | Tuesday, 26 February 2019, 3:20 PM  |
| File submissions    |  <a href="#">Whats Wrong with this Picture?...</a> |
| Submission comments | <p>Comments (0)</p> <p>Add a comment...</p> <p>Save comment   Cancel</p>  |

this shows it is submitted

add a comment if you would like (optional)

## OPTION 2

You can also type your Journal entry right into the “**Online Text**” box.

We prefer you not use this unless it is absolutely necessary. Please attempt to upload documents that you have saved on your computer so you may refer back to anytime. You cannot access these type of entries once the course ends.

### Why we prefer you to save your journals:

The purpose of Journaling is to reflect on what you have learned throughout the course, and how you have advanced your knowledge from the first day through the last. Being able to look back on your first journals may help you with your ongoing learning and gardening advancement.

The screenshot shows a Moodle course page for 'Journal Entry #1'. The page title is 'Journal Entry #1' and the breadcrumb trail is 'Home > Miscellaneous > CCES-ATLIG > 18 February - 24 February > Journal Entry #1 > Edit submission'. The page content includes a navigation menu with 'Administration' and 'Course administration'. The main content area is titled 'Journal Entry #1' and contains the following text:

This is a required assignment, which you will draft in a Word Document and upload it here in Moodle before the due date. The purpose of each learning journal is for you to reflect on something you have learned, and the connections you make to your gardening practice. Only you and the instructor will see your Journal Entries. This week, answer the questions below and share anything that will help your instructor get to know you, and what you wish to achieve by taking this course.

**For this Journal entry, please answer the following:**

- What kind of gardening do you prefer? Growing ornamentals (flowers, perennials, annuals, landscape plants), food (herbs, fruits, vegetables), indoor plants, or all of the above?
- What (or who) inspired you to register for this course? What do you hope to learn?
- Is there anything else you would like your instructor to know about you?

**Type up your Journal Entry on a Word Document and upload it below. Please label each Journal Entry as follows:**

Name  
Journal Entry # \_\_\_\_  
Date

**Due date: Upload on or before midnight Sunday, February 24, 2019 EST**

Please note: Journal entries are a self-reflective learning activity, not a sounding board! Any questions or concerns, please contact the course facilitator via email at [dmc72@cornell.edu](mailto:dmc72@cornell.edu) or Moodle message.

The page features an 'Online text' editor with a toolbar and a 'File submissions' section with a 'Files' area. Two red callout boxes with blue text provide instructions:

- Option #2**  
Step one:  
Type your text directly into this box
- Step two:  
Click on 'Save Changes' to submit your assignment

At the bottom of the page, there are 'Save changes' and 'Cancel' buttons.